

VOLKSWAGEN

GROUP OF AMERICA

California

6,167 VW and dealer direct employees & contractors

Employed during 2015

2.3 employment multiplier

Total jobs for every VW and dealer employee

14,311 Total employment impact
\$874.3 million Total labor income

The analysis estimates economic contributions related to dealerships, corporate management locations, and accounts for activities that support operations in other states.

VW's operations supported \$2,409.8 million of economic output in the state directly and through related indirect and induced economic activity.

VW's largest suppliers in California are: Deutsch LA Inc; FedEx; Kett Engineering Corp; Pasha Automotive Services

In addition to results shown in Table 2, VW's capital investment generated 31 total jobs in California in 2015.

In addition to results shown in Table 2, VW's capital investment generated 31 total jobs in California in 2015.

Number of VW Dealerships: 73

Number of Audi Dealerships: 35

VW's impacts in California include not only the company's direct dealership and corporate operations, but also the indirect and induced impacts related to VW's suppliers and sales to employees living in the state. Through its operations and investments, VW supports jobs, sales, and taxes for households, businesses, and governments across California.

Table 1. 2015 direct, indirect, and induced impacts of VW

\$ millions; full- and part-time employees

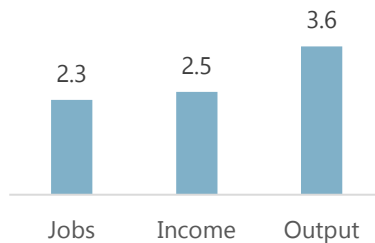
	Jobs	Income	Output
Direct Contribution	6,167	\$346.7	\$662.4
VW corporate	434	\$52.1	\$114.2
VW/Audi dealers	5,733	\$294.6	\$548.2
Indirect & Induced	8,144	\$527.6	\$1,747.4
Total contribution	14,311	\$874.3	\$2,409.8

Table 2. 2015 total impacts by congressional district*


	Jobs	Income	Output
30th district	1,401	\$101.3	\$306.1
14th district	803	\$56.9	\$150.7
45th district	707	\$42.4	\$117.1
33rd district	656	\$41.2	\$107.1
27th district	597	\$37.4	\$111.3
All other districts	10,148	\$595.1	\$1,617.5

Operations Multipliers

Total impact over per unit of direct impact



\$113.4m State & Local Taxes



*Includes the total direct, indirect, and induced contribution.

Source: EY analysis using the IMPLAN model and data provided by VWGoA management.
Ernst & Young LLP

VOLKSWAGEN

GROUP OF AMERICA

United States

45,886 VW and dealer direct employees & contractors
Employed during 2015

2.6 employment multiplier
Total jobs for every VW and dealer employee

119,830 Total employment impact
\$7.1 billion Total labor income

The analysis estimates economic contributions related to dealerships, manufacturing, and corporate management locations.

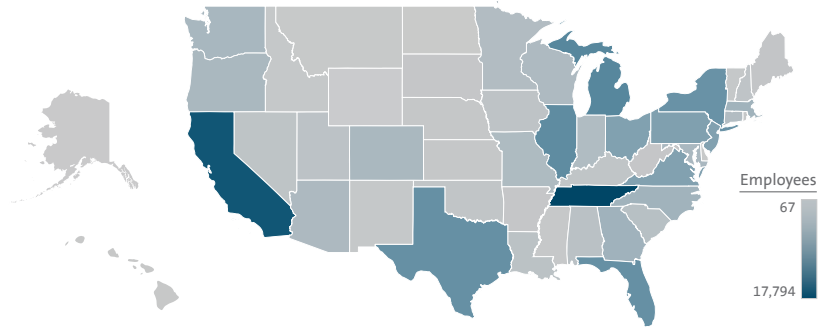
VW's operations supported \$24.8 billion of economic output in the United States directly and through related indirect and induced economic activity – supporting a total of 119,830 direct, indirect, and induced jobs.

VW's capital investment generated 2,057 total jobs in the United States in 2015.

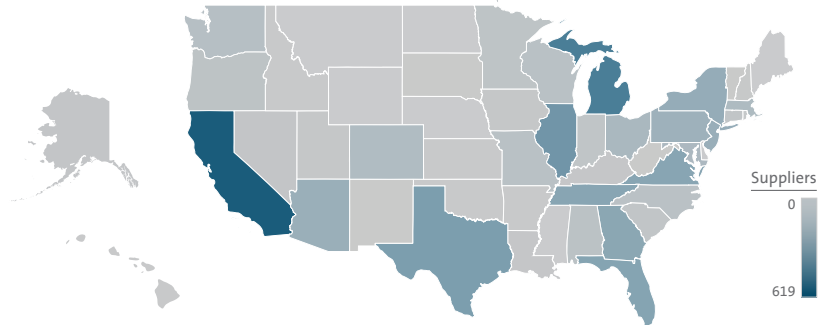
In 2015, VW's philanthropic activity totaled over \$4.3 million, including donations to 122 charitable organizations, community investment, and arts and culture.

VW's impacts in the United States include not only the company's direct dealership and corporate operations, but also the indirect and induced impacts related to VW's suppliers and sales to employees living in the United States. Through its operations and investments, VW supports jobs, sales, and taxes for households, businesses, and governments across the United States.


Total employment impacts by State



Supplier impacts by State



Direct Employees by Business Segment



*Includes the total direct, indirect, and induced contribution.
Source: EY analysis using the IMPLAN model and data provided by VWGoA management.
Ernst & Young LLP